

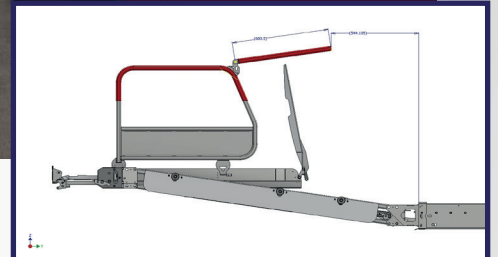

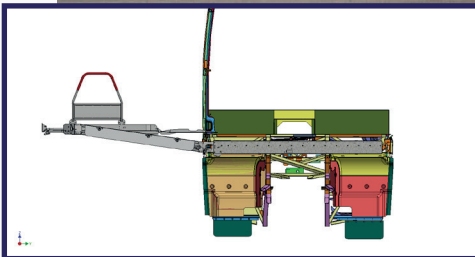
EQM Ski Locker Lift

The smallest cassette box with the largest platform in its class

With a lifting capacity of up to 500KG and a super compact cassette box, this fully automatic lift boasts the best SWL available to date for a coach. With a 1.7 m ground-to-deck height, this lift is situated in the 'Ski-locker' (top of locker above rear axle) compartment and is compatible with a wide range of executive and touring coaches.

Extra long platform:
1.5m VS market average 1.2m

Fully PSVAR, DDA,
COIF, SVTA, BS EN
1756-2:2004 and
A1:2009 compliant



Performance and safety - without compromise

- Fast and simple installation
- Specifically engineered for coaches
- No additional noise with anti-vibration features
- Quadram Arms, quick 4-bolt installation and platform side guard.
- SWL and CE certificates issued and ISO accredited production
- LOLER Installation Compliance
- Meets ECWVTA (European Whole Vehicle Type Approval)
- Originally designed for extreme, long range journeys in countries such as Australia, the lift contains no electronic components in order to increase reliability and significantly reduce downtime.

EQM Ski Locker Lift

Making use of the ski locker space on a coach is an effective way to assist passengers in wheelchairs or those with mobility challenges. The EQM Ski Locker Lift comes with the largest usable handrails in class (plus extensions). Patented Quadram technology ensures it is the most stable platform available and the lift is made even more reliable due to the mechanical operation.

Easy operation:
Remote controlled lift movement. Manually raise handrails and extend the platform to full length.



Technical Information

- Platform size: 825mm (w) x 1500mm (l)
- Cassette size: 1000 mm (w) x 1945 mm (l) x 175 mm (d)
- Max lifting height (ground to vehicle floor) 1700mm
- SWL: 400KG (500KG optional extra)
- Lift standard weight: 275KG
- Twin red rubber coated handrails
- Can be retrofitted or installed during a new vehicle build
- Simple, strong, effective bridging plate
- Audible warning device as standard

Optional extras

- Upgrade to SWL 500KG
- Extendable handrails
- Flashing or static LED warning lights
- Additional remote controls
- Lift cycle counter
- Microswitch sensor to enable a correct stowage signal

Please note that lift features may be optional or compulsory depending on 5 country specific regulations. Please check with your local Mobility Networks contact.

