

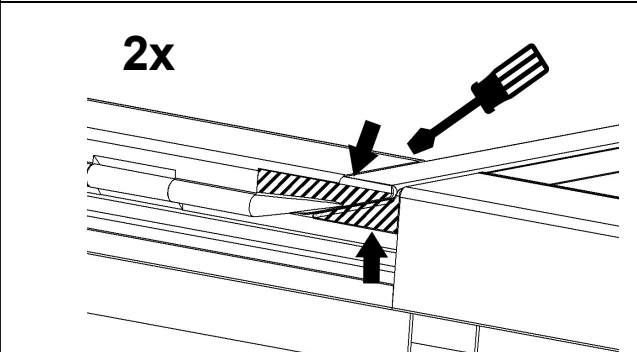
AXS EPR / CR Ramp hinge pin / platform replacements

AXS Ramp	24/03/2020	Page 1 of 2
----------	------------	-------------

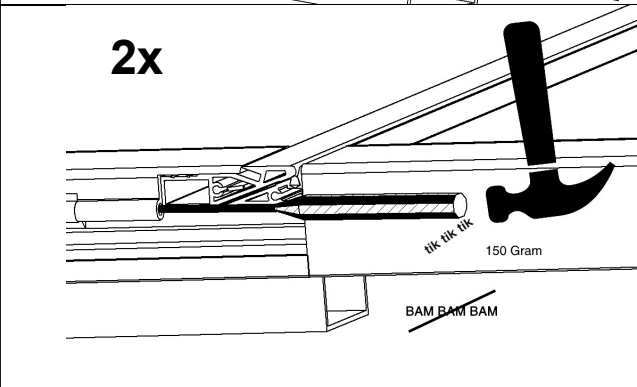
This repair can be done at an installed ramp in the car or at ramps in stock.
 Needed tools:
 Drift punch tool 2.5 mm - Drift punch tool 4.5 / 5 mm – hammer
 Grease Small and med size screwdriver

Needed spare parts:
 Set of end caps
 fiberglass Hinge pin. 2x fiberglass plugs 5 x 12

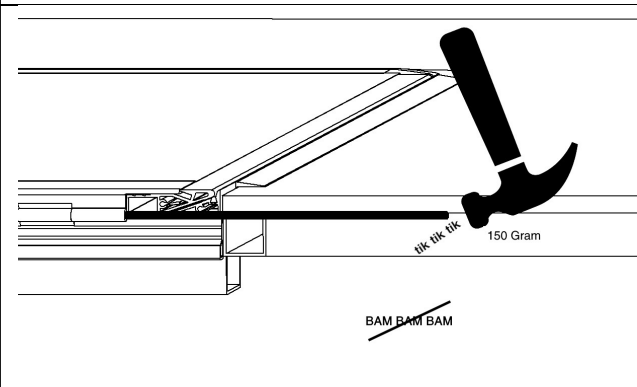
Remove the 4 end caps with a small or bigger screwdriver.



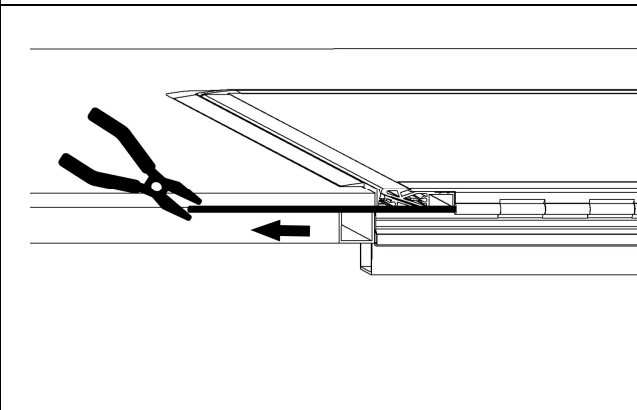
Drive the Hinge pin to the left or right side using a 2.5 mm Drift punch tool.
 The drift punch must fit through the hole in the spring pins which are fitted at the both ends of the hinge.
 Drive as far that the spring pin comes out at the other side.
 Repeat this at the other side to drive out the second spring pin using the 4.5 mm drift punch tool.



Use a 5 mm diameter rod to drive the hinge pin out further.

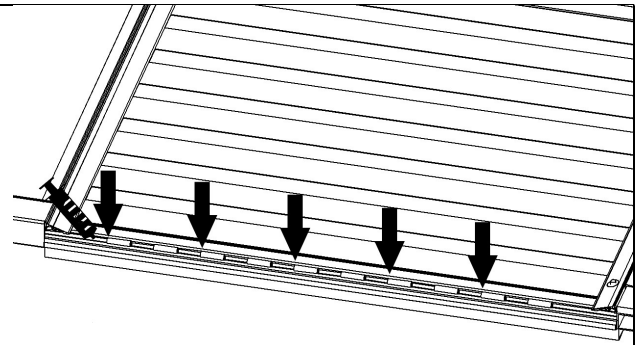


When the hinge pin is as far out as possible try to pull back the hinge pin out of the Aluminum profile.



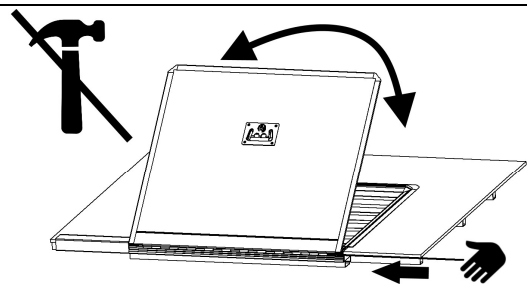
AXS Ramp	24/03/2020	Page 2 of 2
----------	------------	-------------

Put some extra grease (1 ml) in **every second slot** of the hinge, preferable using a syringe without needle.

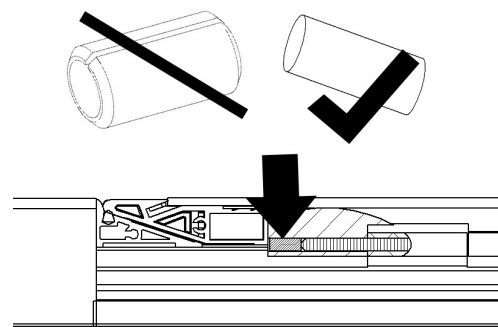


Put the new fiberglass hinge pin back in again and drive it to the other side. To make this process easier and to prevent the fiberglass from splitting; move the platform whilst driving the pin in.

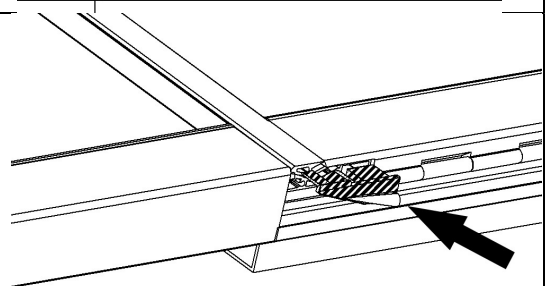
Do not use a hammer to drive the fiberglass pin in, the fiberglass will split.



Then drive the Hinge pin 12 mm back from the end of the hinge.
The hinge pin is about 24 mm shorter than the hinge.
The hinge must have equal (12mm) space on both side.
Then drive the new pultruded fiberglass plugs into both ends.
This should be flat to the end of the hinge
Do not put spring pins back!



Put back the 4 new end caps in 2 on both sides.
Use a piece of wood to drive them in the aluminum profile



And you are ready.

